

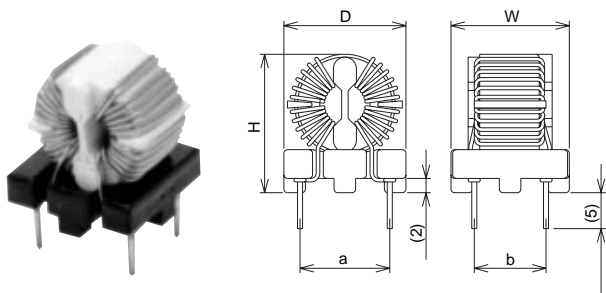
KAMI ELECTRONICS IND. CO., LTD.

COMMON-MODE CHOKE COILS LINE FILTER

Applications

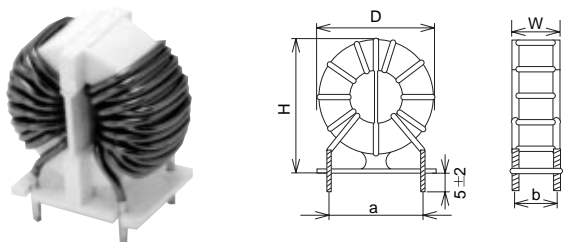
- Protects primary AC side from being effected by a switching regulator.
- Eliminates noise emission of ultrasonic equipment.
- Eliminates electrostatic noise of power and signal lines.
- Eliminates contact noise.
- Eliminates incoming spike noise for ICs and equipment using microcomputers.
- Temperature Range(°C):-25 ~105.

●TYPE LFR-12



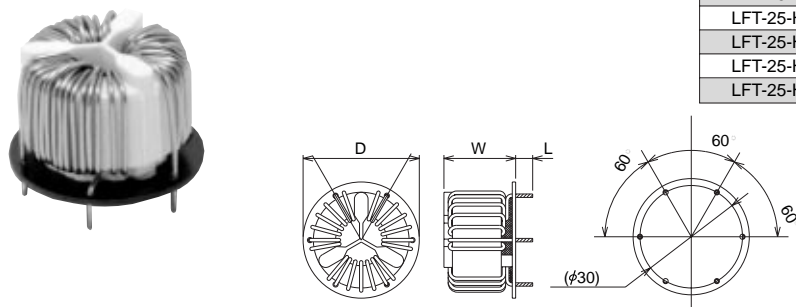
Model	DIMENSIONS(mm)					CURRENT (A)	INDUCTANCE (mH Min)	DC RESISTANCE (mΩ)
	D	W	H	a	b			
LFR-12-VB-003-100	17.5	16.8	21.0	13.0	10.0	0.3	10	630
LFR-12-VB-003-150	17.5	16.8	21.0	13.0	10.0	0.3	15	760
LFR-12-VB-003-200	17.5	16.8	21.0	13.0	10.0	0.3	20	870
LFR-12-VB-003-250	17.5	16.8	21.0	13.0	10.0	0.3	25	960
LFR-12-VB-005-050	17.5	16.8	21.0	13.0	10.0	0.5	5	410
LFR-12-VB-005-100	17.5	16.8	21.0	13.0	10.0	0.5	10	550
LFR-12-VB-005-150	17.5	16.8	21.0	13.0	10.0	0.5	15	655
LFR-12-VB-010-050	17.5	16.8	21.0	13.0	10.0	1	5	250
LFR-12-VB-010-080	17.5	16.8	21.0	13.0	10.0	1	8	300
LFR-12-VB-010-100	17.5	16.8	21.0	13.0	10.0	1	10	325
LFR-12-VB-010-150	17.5	16.8	21.0	13.0	10.0	1	15	360
LFR-12-VB-020-020	17.5	16.8	21.0	13.0	10.0	2	2	85
LFR-12-VB-030-010	17.5	16.8	21.0	13.0	10.0	3	1	60

●TYPE LFR-25



Model	DIMENSIONS(mm)					CURRENT (A)	INDUCTANCE (mH Min)	DC RESISTANCE (mΩ)
	D	W	H	a	b			
LFR-25-VB-04-020	37.0	25.0	35.0	18.0	16.0	4	2	70
LFR-25-VB-04-080	37.0	25.0	35.0	18.0	16.0	4	8	90
LFR-25-VB-05-020	37.0	25.0	35.0	18.0	16.0	5	2	70
LFR-25-VB-05-030	37.0	25.0	35.0	18.0	16.0	5	3	70
LFR-25-VB-05-050	37.0	25.0	35.0	18.0	16.0	5	5	80
LFR-25-VB-06-020	37.0	25.0	35.0	18.0	16.0	6	2	35
LFR-25-VB-07-030	37.0	25.0	35.0	18.0	16.0	7	3	100
LFR-25-VB-10-010	37.0	25.0	35.0	18.0	16.0	10	1	30
LFR-25-VB-10-020	37.0	25.0	35.0	18.0	16.0	10	2	40
LFR-25-VB-15-005	37.0	25.0	35.0	18.0	16.0	15	0.5	20
LFR-25-VB-15-010	37.0	25.0	35.0	18.0	16.0	15	1	20
LFR-25-VB-20-003	38.0	25.0	35.0	18.0	16.0	20	0.3	10

●TYPE LFT



Model	DIMENSIONS(mm)			CURRENT (A)	INDUCTANCE (mH Min)	DC RESISTANCE (mΩ)
	D	W	L			
LFT-25-HB-03-020	38.0	28.0	5.0	3	2	80
LFT-25-HB-03-030	38.0	28.0	5.0	3	3	100
LFT-25-HB-03-050	38.0	28.0	5.0	3	5	130
LFT-25-HB-05-010	38.0	28.0	5.0	5	1	40
LFT-25-HB-05-020	38.0	28.0	5.0	5	2	55